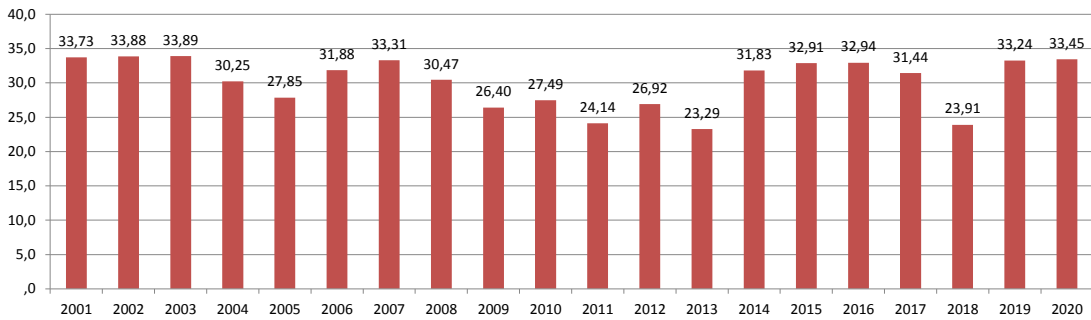


## NIVELES DEL DIQUE LA QUEBRADA

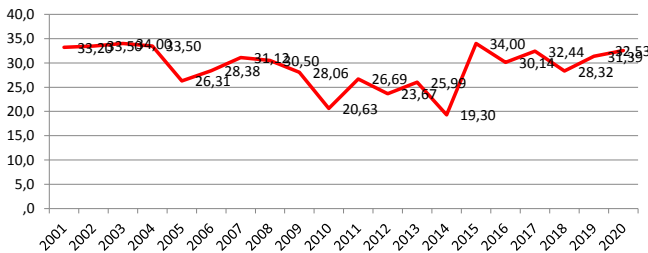
AÑO	ENERO	FEBRERO	MARZO	ABRIL	MAYO	JUNIO	JULIO	AGOSTO	SEPTIEMBRE	OCTUBRE	NOVIEMBRE	DICIEMBRE	Prom.Anual
2001	33,20	32,80	33,50	34,00	34,00	34,00	34,00	34,00	34,00	34,00	33,70	33,50	33,73
2002	33,50	33,00	34,00	34,00	34,00	34,00	34,00	34,00	34,00	34,00	34,00	34,00	33,88
2003	34,00	34,00	34,00	34,00	34,00	34,00	34,00	34,00	34,00	34,00	33,20	33,50	33,89
2004	33,50	32,80	32,15	31,80	31,10	30,20	29,70	29,20	28,90	28,40	28,02	27,18	30,25
2005	26,31	25,20	24,59	26,47	28,27	28,71	30,21	29,81	29,34	28,67	28,46	28,18	27,85
2006	28,38	32,83	34,00	33,92	33,73	33,46	32,92	32,21	31,29	30,61	29,76	29,49	31,88
2007	31,12	33,77	34,00	34,00	34,00	33,98	33,93	33,87	33,80	33,34	32,47	31,43	33,31
2008	30,50	31,11	31,70	32,20	31,97	31,62	31,05	30,30	29,56	28,77	28,59	28,21	30,47
2009	28,06	27,30	29,37	29,10	28,68	28,02	27,22	26,10	25,30	23,55	22,45	21,66	26,40
2010	20,63	21,83	27,82	28,92	29,30	29,32	29,05	28,62	28,86	28,99	28,79	27,78	27,49
2011	26,69	26,17	25,34	24,64	24,13	23,84	23,45	22,96	22,19	21,77	24,39	24,06	24,14
2012	23,67	27,83	28,38	28,34	28,15	27,70	27,12	26,74	26,26	26,29	25,77	26,76	26,92
2013	25,99	25,59	25,20	25,19	24,92	24,42	23,55	22,47	21,27	20,06	20,70	20,10	23,29
2014	19,30	25,49	32,50	34,00	34,00	34,00	34,00	33,98	33,84	33,84	33,72	33,24	31,83
2015	34,00	34,00	34,00	34,00	34,00	33,99	33,94	32,57	31,86	31,10	31,07	30,37	32,91
2016	30,14	32,45	33,27	33,55	33,71	33,75	33,81	33,61	33,31	32,85	32,50	32,38	32,94
2017	32,44	32,57	32,40	32,53	32,24	31,92	31,49	30,89	30,43	31,03	30,21	29,14	31,44
2018	28,32	27,40	26,13	25,04	24,81	24,02	23,25	22,26	21,47	20,93	21,89	21,43	23,91
2019	31,39	32,57	33,19	33,68	34,00	33,98	33,98	33,79	33,50	33,20	32,98	32,60	33,24
2020	32,53	33,35	33,88	33,98	33,68	33,27							33,45
<b>Promedio</b>	<b>29,18</b>	<b>30,10</b>	<b>30,97</b>	<b>31,17</b>	<b>31,13</b>	<b>30,91</b>	<b>30,56</b>	<b>30,07</b>	<b>29,64</b>	<b>29,23</b>	<b>29,09</b>	<b>28,68</b>	

ALTURA DEL VERTEDERO 34 Mts. Lectura expresada al ultimo dia de cada mes

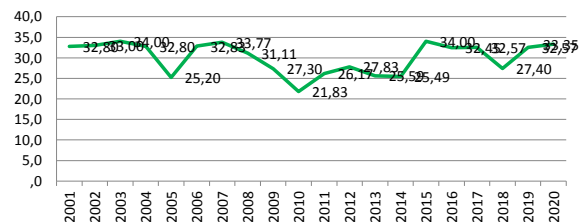
### NIVELES ANUALES PROMEDIO



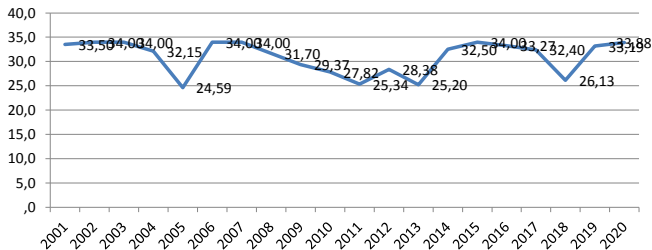
### COMPARATIVO ENERO



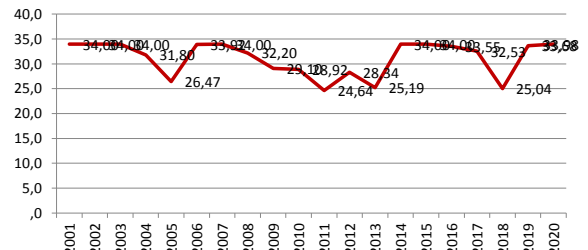
### COMPARATIVO FEBRERO



### COMPARATIVO MARZO



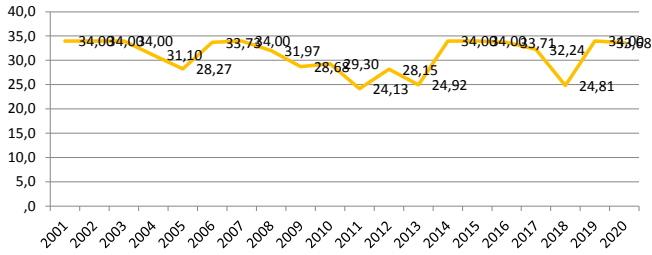
### COMPARATIVO ABRIL



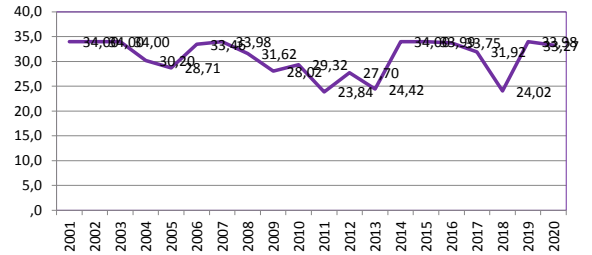
**Cooperativa de Agua, Obras y Servicios Públicos  
Unquillo Mendiolaza Ltda.**



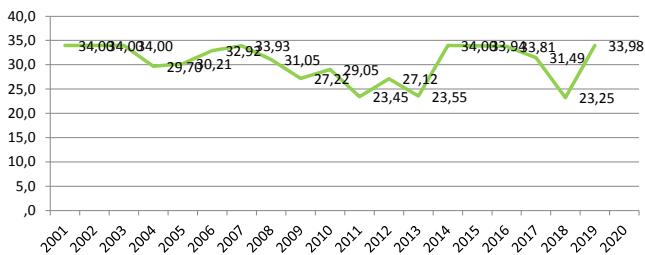
**COMPARATIVO  
MAYO**



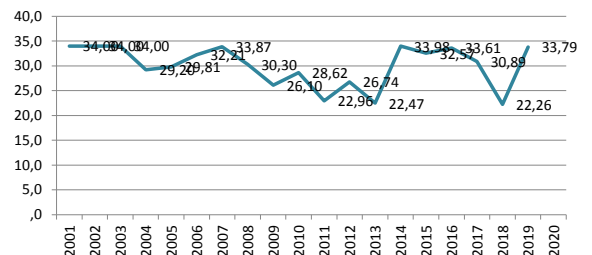
**COMPARATIVO  
JUNIO**



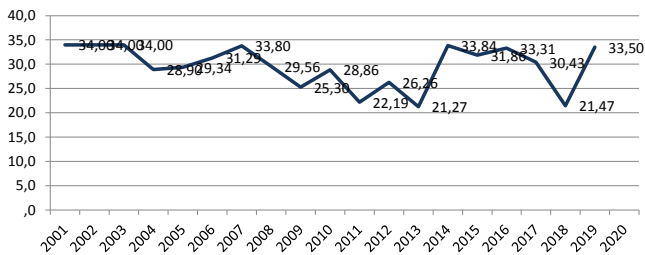
**COMPARATIVO  
JULIO**



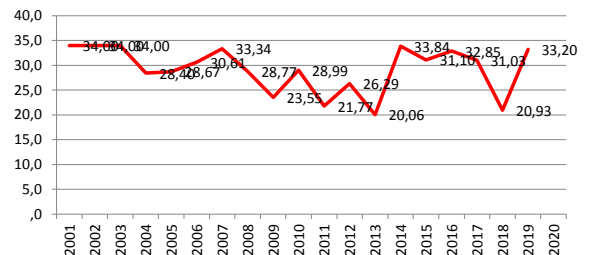
**COMPARATIVO  
AGOSTO**



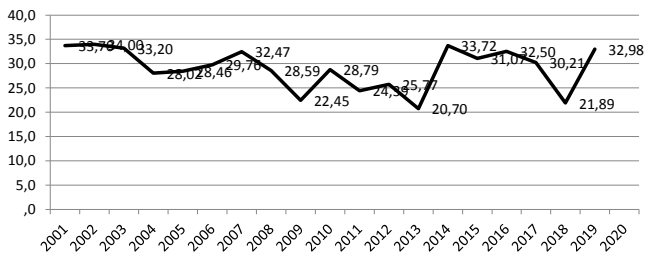
**COMPARATIVO  
SEPTIEMBRE**



**COMPARATIVO  
OCTUBRE**



**COMPARATIVO  
NOVIEMBRE**



**COMPARATIVO  
DICIEMBRE**

